

TECHNICAL PACKET AND VENUE INFORMATION

**SOUTHERN DOOR
COMMUNITY AUDITORIUM**

2073 COUNTY DK • BRUSSELS, WI 54204

TABLE OF CONTENTS

General/Contact Information.....	3
Theatre Policies, Safety Regulations.....	4-5
Seating.....	5
Stage and Support Areas.....	6
Rigging.....	6
Rigging Schedule	7
Soft Goods.....	7
Power.....	8
Lighting.....	8-10
Special Effects	10
Projection System	10
Video	10
Audio.....	11-13
Audio Recording System	13
Properties, Wardrobe	13-14
Diagrams and Layouts	
Facility Pictures	14-15
Seating Chart.....	16
Lighting Circuit Layout	16
Site Map	17

SOUTHERN DOOR COMMUNITY AUDITORIUM

GENERAL INFORMATION

The Southern Door Community Auditorium is a 592-seat proscenium theater that opened in 1991. It not only hosts frequent school functions throughout the year but numerous community events and outside rentals. Located within a very short distance from Highway 57, the Southern Door Community Auditorium is the southernmost performing arts center in beautiful Door County. It is a quick 30-minute drive from Green Bay and only 10 minutes from Sturgeon Bay. The space features state-of-the art lighting, scene shop, dressing rooms, orchestra pit, box office, lobby, concession area--all in a naturally-splendid acoustical space.

Mailing/Physical Address: 2073 County DK
Brussels, WI 54204
Fax Number: 920.825.7311
Website: <http://sdauditorium.org>

Rentals & Marketing Director Terry Lundahl
Phone: 920.493.5979
Email: tlundahl@southerndoor.k12.wi.us

Technical Director Josh Lardinois
Phone: 920.495.5674
Email: jlardinois@southerndoor.k12.wi.us

THEATER POLICIES

1. The auditorium and all support spaces are property of the Southern Door County School District. Artists must follow all policies set forth by the district.
2. Smoking or the use of any tobacco or alcoholic products is strictly prohibited within the theater or anywhere on school district property. If this is an integral part of the staging, please contact the Technical Director for up-to-date relevance and clarification.
3. Food, beverages and gum are not allowed anywhere within the theater. Bottled water is allowed in designated safe areas as determined by the Technical Director.
4. Any strobe, pyrotechnic, atmospheric or gunshot effects must be clearly posted via lobby signs and announced in pre-show announcements.
 - a. Above-mentioned effects must be approved by the technical director no later than two weeks prior to use.
 - b. Special permits are not required for the operation of special effects; only crew members pre-approved by the Technical Director may operate any special effects.
 - c. Any consumable effects, including pyrotechnic cartridges and confetti/streamers, will be purchased by the SDCA but billed to the rental party.
 - d. Administration reserves the right to reject requests for any reason without warning.
5. The Southern Door Community Auditorium is a non-union house. There are two paid part-time directors; show hands and other support staff are a mix of student and adult volunteers.
6. Glitter or confetti is not allowed on stage or in the house; any cleaning due to these items will be billed to the rental party.
7. The theater is equipped with Wi-Fi. To connect, refer to your OS instructions on how to connect to a wireless network. Users can receive the network password upon request from management.
8. Lagging or screwing into the deck is not permitted.
9. Current (up-to-date) certifications are required for any outside soft goods brought in that will be used onstage. These must be provided no later than two (2) weeks prior to scheduled load in.
10. House policy allows for exterior doors into the lobby to be opened at one hour prior to curtain; house doors into the theater open 30 minutes prior to curtain.
11. Only professional grade painter's tape (blue), gaff/spike tape, electrical tape, and glow tape are allowed.
12. All emergency exit doors and paths must remain accessible and free from obstructions at all times.
13. The upstage crossover must remain unblocked. No items can be stored in the crossover at any time.
14. Other than seeing-eye dogs or similar service animals, no animals are allowed anywhere in the building.
15. Large cast events must be accommodated in our back stage, dressing room, and shop area. Front-of-house restrooms or lobby areas are reserved for patrons and cannot be used for make-up and dressing.

SOUTHERN DOOR COMMUNITY AUDITORIUM

THEATER SAFETY

As in any situation, common sense and prudence go a long way in theatre safety. The following is intended to be a guideline for a safe working and performance environment.

1. Telephones are located in the scene shop, lighting and sound booths, and box office. Dial "9" to get an outside line. It is not possible to call long distance without your own personal access card.
2. First Aid kits are located in the scene shop and sound booth. Misuse will not be tolerated. You may be charged for any supplies deemed wasted. We strongly encourage you to provide ice or ice packs for dances for non-emergency use.
3. No bare feet, socks or open-toed shoes will be permitted onstage or in the technical support areas unless it is an integral part of the performance.
4. An adult must accompany performers under 14 years of age when they are not onstage.
5. Only persons approved by the Technical Director may operate personnel lifts or perform work on the catwalk.
6. Only performers and stage crew and approved persons are allowed onstage, backstage or in any support areas.
7. No running or otherwise obnoxious behavior will be allowed anywhere within the theatre.
8. No iPods or MP3 players with headphones or music from a stereo is allowed during calls which involve set construction, tech hangs/focuses, or set strikes.

SEATING

Total Capacity: 592 (580 fixed), American-style theater seats; **orchestra:** 299 fixed; **loge:** 281 fixed.

Handicapped seating (orchestra): 12 seats.

The Orchestra Level is raked with staggered seats. Seats that are house left of the center aisle are odd-numbered; seats that are house right of the center aisle are even-numbered.

The Loge Level is tiered with staggered seats. The Loge Left section consists of odd-numbered seats; the Loge Center section consists of consecutively-numbered seats, and the Loge Right section consists of even-numbered seat.

► **JUMP TO SEATING CHART**

SOUTHERN DOOR COMMUNITY AUDITORIUM

STAGE AND SUPPORT AREAS

Proscenium Opening:	43' wide x 16' high
Depth:	Plaster line to cyc: 27'-6" Plaster line to back wall: 30'
Apron:	13'-7" at center; curves to 9'-4" at SL/SR end
Wing Space:	SL: 7'-4"; SR: 25'
Orchestra Pit:	Depth: 9' at center; curves to 4'-7" at SL/SR end; Width: 50' Pit height is not adjustable. Orchestra Pit has 15 removable traps.
Stage to Orchestra Pit:	6'-6"
Stage to Seating Floor:	3'-6"
Stage Floor:	¾" tongue-and-groove plywood on neoprene pads over concrete; finished with semi-gloss black latex paint. There are no traps on stage. Lagging or screwing into the deck is not permitted.
Crossover:	US of Cyc; 2'-6" wide
Scene Shop:	35' wide x 30' deep
Loading Dock:	Access is around the back of the high school across from the baseball field. Limited driveway width prohibits turnarounds or loading/unloading of semi trailers. Once unloaded, vehicles cannot stay in loading area.
Dock Height:	Street and stage level; no ramps or levelers available.
Dock Door:	Overhead door - 8' wide x 8'-6" high
Stage Access:	Directly adjacent to scene shop, SR of stage
Dressing Rooms:	<i>Reference Wardrobe</i>
Parking:	Limited cast and crew parking is available along the service drive behind the auditorium. Ample free parking is available surrounding the auditorium in the elementary/middle school and high school lots. All parking lots are lit and paved. Handicapped parking is available close to the auditorium entrance.

► JUMP TO SITE MAP

RIGGING

System:	Dead hung; limited ability to alter.
Personnel Lifts:	Two scissor lifts and one manual Genie lift are available for light focus and hangs, rigging of scenic elements and soft goods, etc.
Additional Tracks:	(3) 46' wide full stage curtain tracks available for backdrops or other scenic elements; trim height of approximately 21'.
Electrics:	Trim heights: 1 st Electric – 19'; 2 nd Electric – 21'; 3 rd Electric – 24'
Rigging Points:	There are no structural rigging points available.

SOUTHERN DOOR COMMUNITY AUDITORIUM

RIGGING

Distance	Description
0'-6"	Grand Curtain
1'-2"	Grand Teaser
3'-0"	1 st Electric
4'-8"	1 st Leg
5'-9"	Open track – full stage
6'-6"	Open track – full stage
9'-2"	2 nd Border
10'-4"	2 nd Leg
11'-0"	2 nd Electric
13'-6"	Mid Stage Traveler
14'-4"	Open track – full stage
18'-8"	3 rd Border
18'-10"	3 rd Leg
22'-4"	3 rd Electric
23'-0"	4 th Leg
26'-10"	Up Stage Traveler
27'-3"	Cyclorama

SOFT GOODS

All soft goods are made of Memorable Velour with 50% fullness unless otherwise noted.

Grand Teaser:	Maroon; 5'-6" high x 46' wide
Grand Curtain (traverse):	Maroon; 18' high x 52' wide
Legs:	<u>1st</u> : Black; 20' high x 11' 9" wide <u>2nd</u> : Black; 20' high x 9' wide <u>3rd</u> : Black; 20' high x 11' 9" wide <u>4th</u> : Black; 20' high x 11' 9" wide
Borders:	<u>1st</u> : Black; 9' high x 48' wide <u>2nd</u> : Black; 5'6" high x 48' wide
Mid stage Traveler (traverse):	Black; 20' high x 23' 5" wide
Upstage Traveler (traverse):	Black; 20' high x 23' 5" wide
Cyclorama:	White IFR Poly; 19' high x 48' wide
Scrim:	(1) black sharks tooth; 19' high x 48' wide
Additional:	(4) 2' wide x 24' high white muslin panels
Certifications:	All soft goods and scenery are subject to inspection by the SDCA. Please provide the SDCA with a copy of certification of flame-retardant treatment upon request.

SOUTHERN DOOR COMMUNITY AUDITORIUM

POWER

There are no company disconnect switches available. There is ability to tie into facility power, but this must be arranged with the Technical Director and Maintenance Supervisor no later than two weeks prior to scheduled move-in date.

LIGHTING SYSTEM

Dimming: Stage - Strand CD-80AE rack (3-phase, 800 amps) with 48 dual 2.4kw dimmers; (96) channels.

House lights - Strand Environ 2 rack.

Stage Lighting Control: Primary Console - ETC Ion 1000 with 2 – 19" touch screens and 2 fader wings (2x20 and 1x20). **Backup Console** - ETC Express 24/48 with 15" LCD monitor and DMX-to-AMX converter located in light booth behind Loge Center. Lighting control also available backstage (SR) and in Row L of Loge Center seating. **Remote Focus** - available through iPad and iRFR.

DMX Control: There are (2) optically isolated, 4-way DMX splitters (one in the catwalk, one SL wall). DMX accessories can be easily cabled via short runs nearly anywhere on stage or in the theater. Universe 1 controls conventional dimmers 1-512; Universe 2 controls all DMX devices on addresses 513-1024.

House Light Control: Strand Environ R-series control stations in light booth, back of house, mid-house SL, stage manager's position SR and house right.

Lighting Positions:

- Catwalk: 45' throw; approximately 60 degrees
- House Rail: 48' throw; approximately 35 degrees
- 1st Box Boom (SL and SR): 9' throw; height from 12'-6" to 24'-6"
- 2nd Box Boom (SL and SR): 27' throw; height from 12'-6" to 24'-6"
- 1st Electric: 19' trim; 1' from Plaster Line
- 2nd Electric: 21' trim;
- 3rd Electric: 24' trim;

Circuits: 96 – 20A circuits

- Catwalk: 16
- 1st Box Boom (SL, SR): 4; shared between SL and SR. There are 3 ETC Source 4-26 deg. units per side; 3 per circuit.
- 2nd Box Boom (SL, SR): 4; shared between SL and SR. There are 3 ETC Source 4-19 deg. units per side; 3 per circuit. *Remaining two circuits provide power to House Rail.*
- 1st Electric: 16
- 2nd Electric: 16
- 3rd Electric: 16
- Thrust Floor Pockets: 6; 3 shared between SL and SR and 3 center
- Pit Floor Pocket: 3
- Off-SL/SR Floor Pockets: 6; shared between SL and SR

SOUTHERN DOOR COMMUNITY AUDITORIUM

- Ground Row: 6; 3 shared between SL and SR and 3 center

► JUMP TO DIMMER CIRCUIT LAYOUT

LIGHTING

Altman 360Q – 6x9	2	750w
Altman 360Q – 6x12	6	750w
Altman 360Q – 6x16	7	750w
Altman 6" 65Q	11	BTN 750w
Altman 6" 1KAF	20	BTR 1000w
Altman 3-cell Ground Cyc	4	FCM 1000w
Altman 3-cell Horizontal Sky Cyc	4	FFT 1000w
Clay Paky Stage Scan	2	
ETC Source 4 - 14°	6	HPL 750w
ETC Source 4 - 19°	12	HPL 750w
ETC Source 4 - 26°	30	HPL 750w
ETC Source 4 - 36°	15	HPL 750w
ETC Source 4 - 50°	18	HPL 750w
ETC Source 4 PARnel	10	HPL 750w
Strand Lekolite – 6x12	18	FEL 1000w
Strand Lekolite – 6x16	12	FEL 1000w
Strand Lekolite – 6x22	7	FEL 1000w
Diversitronics Luma-Powered Super Strobe	1	

Follow Spots: (2) Lycian Midget HP 1209 with 575w HMI lamp; located in the sound and light booth; approximately 85' throw to the proscenium. Equipped with Telrad Sight.

Accessories:

- | | |
|--|---|
| (14) "A" template holders | (18) "B" template holders |
| (10) donuts (S4) | (4) channel-style template holders (360Q) |
| (8) sandwich-style template holders (360Q) | (6) barn doors |
| (11) top hats | (2) Apollo Right Arms |
| (24) Apollo SmartColor Scroller w/ Rock 'n Roll gel string - 6.25" and 7.5" brackets available | |
| (1) Apollo Smart Power 150W | (2) Apollo Smart Power 400W |
| (1) GAM Film/FX Loop Tray | |

Cable and Accessories:

Power Cable and Adapters

- | | |
|------------------------------|-------------------------------------|
| (22) 5' stage-pin extension | (25) 10' stage-pin extension |
| (20) 25' stage-pin extension | (28) stage pin twofer |
| (7) stage-pin threefer | (5) male Edison to female stage-pin |

SOUTHERN DOOR COMMUNITY AUDITORIUM

(8) male stage pin to female Edison adapter

Control Cable and Adapters

(7) 25' 5-pin DMX cable

(3) 50' 4-pin cable

(1) 100' 4-pin cable

(26) 20' 4-pin data cable

(1) 75' 4-pin cable

4-/5-pin DMX terminators

Mounting Equipment

(8) boom bases

(7) 12" single-fixture floor bases

(1) 12' boom pipe (1.5" OD)

(8) 10' boom pipes (1.5" OD)

(2) 12"x24" double-fixture floor bases

Gel and Gobos

We stock a variety of both Roscolux and Apollo gel and gobos. Please contact us if you have any specific requests or needs no later than one month prior your scheduled rental.

SPECIAL EFFECTS

(2) 1" diameter confetti cannon

(2) 2" diameter confetti cannon (mounted above 1st Box Booms HL and HR)

(1) Le Maitre 6/24 Pyroflash Controller

(3) Le Maitre Twin Pyroflash Pod

(1) Rosco Delta 3000

(1) Rosco V-Hazer

(1) Antari ICE-101

PROJECTION

Projector: Epson PowerLite Pro Z9900WNL (9200 lumens); WXGA native resolution. The projector is mounted on the back wall of the auditorium above sound booth.

Screen: motorized 220" diagonal HD screen in 16:9 format; permanently hung 1' US of proscenium; controlled in booth.

Inputs: sound booth: DVD (Blu Ray capable), VGA and HDMI; stage right TFP: HDMI and VGA.

Playback: in order to guarantee playback of your media, it must be received by the Technical Director no later than 72 hours before the event.

Laptop: an HP ProBook laptop is available for presentations.

Control/switching: a Creston desk interface controls all aspects of the projection system. Switching and scaling is provided by an Atlona 4K/UHD, 6-Input Multi-Format Switcher.

HOUSE VIDEO FEED

House video feed can be viewed in dressing rooms, support spaces and throughout the school on Channel 4. Monitor outputs are available in the orchestra pit, along the front of stage and the loge wall mid-house. The feed is obtained from a Sony EVI-D70 camera. An Omni out from the LS9 provides an audio feed.

SOUTHERN DOOR COMMUNITY AUDITORIUM

AUDIO

Power: circuits with 20-amp outlets available throughout the house and on stage.

Mix Positions: main position is in sound booth at rear of loge center section; approximately 72' from stage. House mix position can be created by removing handicap seats in orchestra center-right (Rows J & K, seats 104-108); approximately 32' from stage.

Analog Snakes: if a snake is used to the house mix position, it needs to run from stage and hug the house right wall and make a 90-degree turn behind the last row of Orchestra seating. Two cable ramps—(1) 3' and (1) 5'—are required to conceal snake/cable crossing the aisles. A 100' snake will be adequate for proper routing to house mix position.

Audio Inputs: 14 XLR microphone inputs – 14 on stage (4 - each SL and SR, 2 - each SL and SR in floor pockets, and 2 in the orchestra pit).

Audio Outputs: 4 monitor feeds, 2 each stage left and right, are available with Speakon connections.

Network Runs: 4-Cat6 digital network connections are available (2 each stage left and right). These lines terminate in the sound booth processor/amplifier rack.

House Console: Yamaha LS9-32. Remote control available anywhere in the theater and via iPad.

Installed interface cards: Slot 1 - MY8-AD24 (8 analog input channels, balanced 1/8" TRS connections); Slot 2 - Dante-MY16-AUD (networked, 16-channel input).

House (Mains) System: 2 arrays are hung stage left and stage right of the proscenium. Each array features 4 powered cabinets (JBL VRX932LA) and 1 powered sub (JBL VRX918S/P). System is used in mono but does have separate left and right channel outputs (Omni 15 and 16, respectively). Processing is provided via a BSS Soundweb London BLU-100 (12x8) system processor. Subs are currently tied in to left and right outputs but has ability to be re-programmed as an independent output. Settings cannot be adjusted by road engineers/audio technicians. *Please ask for further details regarding system performance.*

Stage Monitor System: Stage monitoring from house console. 4 monitor feeds are available; 2 are available stage left, and 2 are available stage right. System is powered by QSC GX5 and Crown CL2 amplifiers with a dbx 1231 per mix.

Assisted Listening System: Listen Technologies FM System with (4) personal amplifier units and ear buds. System operates at 216 MHz

Production Communication:

Wired- two-channel ClearCom system available with positions in the light booth, by each spot (2), catwalk (2), floor pocket (Loge Center, Row L), mid-house SL and SR (2), front- house SL and SR (2) – these positions are all terminations for belt packs. There is a master station in the sound equipment rack. Six (6) two-channel belt packs are available with single-ear headsets.

Wireless- (3) Eartec Digi-com wireless headsets; interfaces with ClearCom wired intercom. System operates in full duplex.

Wired Microphones:

- | | |
|---------------------|-------------------|
| (1) AKG C535 | (5) Audix i5 |
| (4) Shure SM81 | (3) Crown PCC-160 |
| (1) Sennheiser e835 | (1) Shure MX418C |
| (1) Shure Beta 57 | (2) Shure Beta 58 |

SOUTHERN DOOR COMMUNITY AUDITORIUM

(4) Shure SM58

(1) Audix D4

(2) Audix D2

(1) Sennheiser e609

(1) Audix D6

Wireless Microphones:

(24) Sennheiser Evolution Receivers

(24) Sennheiser Body packs

(5) Sennheiser ME2

(14) Sennheiser e835/e845 Handhelds

(22) Countryman E6

(5) Sennheiser ME4

Wireless Notes: system consists of 24 receivers mounted in the main sound rack located in the sound booth. There are (14) 100 G3 units, (5) 300 G3 units, (4) 100 G2 units and (1) 100 G1 unit. Sennheiser Wideband directional antennae and splitters supply distribution.

Direct Boxes and Pickups:

(5) CI1 Instrument Cables

(2) Pro Co CB-1

(1) Countryman DT85

(1) Whirlwind podDI

(1) JK Audio QuikTap

(2) Whirlwind Director

(3) Vu Precision

(1) Whirlwind pcDI

(1) Barcus Berry 4000

(1) Barcus Berry 3100

Microphone Stands:

(6) table-top chrome base

(5) Ultimate black round base w/ one-hand clutch

(1) K&M black round base w/ one-hand clutch

(2) Ultimate black telescoping boom with round base

(2) Ultimate black professional telescoping boom with triangle base

(2) Ultimate black kick drum/amp

(2) Ultimate black tripod guitar stand

(4) On-Stage Stands black tripod with telescoping boom

Portable Speakers/Amplifiers

(4) Yamaha SM12V

(1) Peavey KB/A100

(2) Galaxy Audio HS7 Personal Monitor w/ volume control

Playback/Recording:

(2) Tascam CD-01U CD Player

(1) Denon DN-F650R

Cables and Adapters:

XLR, Speakon and patch cables and adapters are available in various lengths.

SOUTHERN DOOR COMMUNITY AUDITORIUM

Snakes:

Digital: (1) Yamaha Rio 1608-D

Analog: (1) Pro Co Stagemaster 75' 16-channel Snake (12 inputs-XLR, 4 sends-¼")

AUDIO RECORDING

An ambient sound recording system can be utilized to provide further sound reinforcement or audio recordings.

The system consists of:

- (8) Audio-Technica U853 microphones – 2 over the thrust, 3 on the 1st Electric, 3 on the 2nd Electric
- (2) Shure SM81 microphones – arranged in an XY recording pattern over the thrust
- (1) Denon DN-F650R Rack mount Solid-State/USB Digital Audio Recorder

All microphones are terminated to a rack-mount panel in the main sound rack in the sound booth.

The following storage media can be used to make recordings (PCM or MP3) via the Denon DN-F650R:

- USB Flash (thumb) drive
- SD Card
- Computer via USB cable

PROPERTIES

To ensure availability, a minimum notice of two weeks is required before the move-in date. As some items are property of the school district, equipment may not be available for use during school hours.

Carts: Rock 'n Roller Multi-Cart with solid plywood bottom

Music stands: 40 available

Music stand lights: 15 LED stand clip-on style available; require "AA" batteries

Chairs: 60 available; straight-back black, vinyl-covered

Pianos: 6' Baldwin baby grand, Clavinovas and upright pianos. Tuning can be arranged but is billed to the rental party.

Podiums: (1) wooden (adjustable height); (1) acrylic (dark smoked look)

Risers (choral and band): Choral: 3-tiered, carpeted, in 5 separate, collapsible sections

Band: Wenger, four leg heights are available as well as a variety of shapes

Tables: (2) - 8'; (1) - 6'

Dance Floor: none

Orchestra Shell: none

Ladders: (1) 10' A-frame and (1) 6' A-frame

SOUTHERN DOOR COMMUNITY AUDITORIUM

WARDROBE

Dressing Rooms: Principle (2): off-SL on stage level; can accommodate 2-3 people each. Equipped with mirrors and make-up stations, clothing racks, counter space, bathroom, television with program feed.

Chorus: band room and chorus rooms can be used as dressing rooms for additional cast members during non-school hours only. A minimum notice of two weeks is required for use of these rooms. Both rooms have a television with program feed.

Ironing: (2) irons; (3) ironing boards

Washer and Dryer: none

Steamer: none

Wardrobe Racks: 3 racks available (1 portable)

Showers: located in the school's locker rooms; intermediate distance from stage

FACILITY PICTURES



House View



Stage View



Driveway to Loading Door




Scene Shop and Loading Door


SOUTHERN DOOR COMMUNITY AUDITORIUM




Lobby and Box Office



Principal Dressing Room



Lighting Control Booth



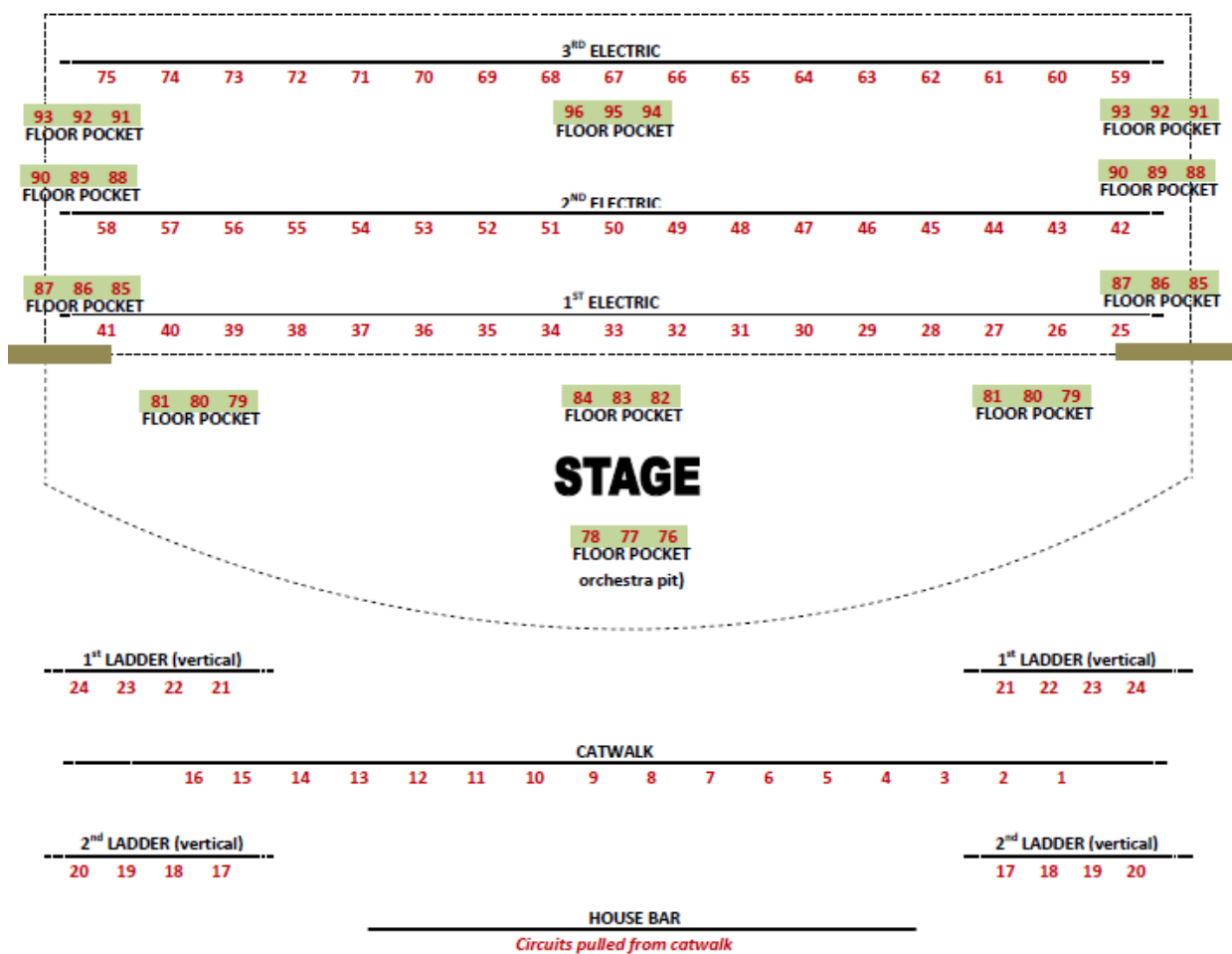
Sound Control Booth

SOUTHERN DOOR COMMUNITY AUDITORIUM

SEATING CHART

STAGE																																					
ORCHESTRA LEFT						ORCHESTRA CENTER-LEFT										ORCHESTRA CENTER-RIGHT										ORCHESTRA RIGHT											
9	7	5	3	1	A	115	113H	111H	109H	107	105	103	101	A	102	104	106	108	110	112	114	116	118	A	2	4H	6										
9	7	5	3	1	B	117	115	113	111	109	107	105	103	101	B	102	104	106	108	110	112	114	116	118	B	2	4	6	8	10							
9	7	5	3	1	C	117	115	113	111	109	107	105	103	101	C	102	104	106	108	110	112	114	116	118	C	2	4	6	8	10							
9	7	5	3	1	D	119	117	115	113	111	109	107	105	103	101	D	102	104	106	108	110	112	114	116	118	D	2	4	6	8	10						
9	7	5	3	1	E	119	117	115	113	111	109	107	105	103	101	E	102	104	106	108	110	112	114	116	118	E	2	4	6	8	10						
11	9	7	5	3	1	F	121	119	117	115	113	111	109	107	105	103	101	F	102	104	106	108	110	112	114	116	118	120	122	F	2	4	6	8	10	12	
11	9	7	5	3	1	G	121	119	117	115	113	111	109	107	105	103	101	G	102	104	106	108	110	112	114	116	118	120	122	G	2	4	6	8	10	12	
11	9	7	5	3	1	H	121	119	117	115	113	111	109	107	105	103	101	H	102	104	106	108	110	112	114	116	118	120	122	H	2	4	6	8	10	12	
7	5	3H	1	J	123	121	119	117	115	113	111	109	107	105	103	101	J	102	104H	106H	108H	110	112	114	116	118	120	122	J	2	4	6	8	10	12		
9	7	5	3H	1	K	125	123	121	119	117	115	113	111	109	107	105	103	101	K	102	104H	106H	108H	110	112	114	116	118	120	122	K	2	4	6	8	10	12
LOGE LEFT						LOGE CENTER										LOGE RIGHT																					
19	17	15	13	11	9	7	5	3	1	L	110	109	108	107	106	105	104	103	102	101	L	2	4	6	8	10	12	14	16	18	20						
21	19	17	15	13	11	9	7	5	3	1	M	111	110	109	108	107	106	105	104	103	102	101	M	2	4	6	8	10	12	14	16	18	20	22			
21	19	17	15	13	11	9	7	5	3	1	N	111	110	109	108	107	106	105	104	103	102	101	N	2	4	6	8	10	12	14	16	18	20	22			
21	19	17	15	13	11	9	7	5	3	1	O	112	111	110	109	108	107	106	105	104	103	102	101	O	2	4	6	8	10	12	14	16	18	20	22		
19	17	15	13	11	9	7	5	3	1	P	112	111	110	109	108	107	106	105	104	103	102	101	P	2	4	6	8	10	12	14	16	18	20	22			
19	17	15	13	11	9	7	5	3	1	Q	112	111	110	109	108	107	106	105	104	103	102	101	Q	2	4	6	8	10	12	14	16	18	20	22			
19	17	15	13	11	9	7	5	3	1	R	113	112	111	110	109	108	107	106	105	104	103	102	101	R	2	4	6	8	10	12	14	16	18	20	22		
17	15	13	11	9	7	5	3	1	S	TECHNICAL CONTROL										S	2	4	6	8	10	12	14	16	18	20	22						
17	15	13	11	9	7	5	3	1	T											T	2	4	6	8	10	12	14	16	18	20	22						
17	15	13	11	9	7	5	3	1	U											U	2	4	6	8	10	12	14	16	18	20	22						
17	15	13	11	9	7	5	3	1	U											U	2	4	6	8	10	12	14	16	18	20	22						

LIGHTING – CIRCUIT LAYOUT



SOUTHERN DOOR COMMUNITY AUDITORIUM

SITE MAP AND DIRECTIONS



From the north: travel south on Highway 57, and turn right to follow the signs to County Trunk DK (South). Turn right onto School Lane followed by a left into the high school's parking lot. Follow the service drive behind the high school.

From the south: travel north on Highway 57, and turn left onto Stevenson Pier Road. At the stop sign, turn right onto County Trunk DK. Take a left onto School Lane followed by another left into the high school's parking lot. Follow the service drive behind the high school.